

CROSSOVERS PLATFORMS



Tailor made FRP solutions
for an array of industries
since 2004



StairCareFRP
STRONGER, SAFER & SMARTER



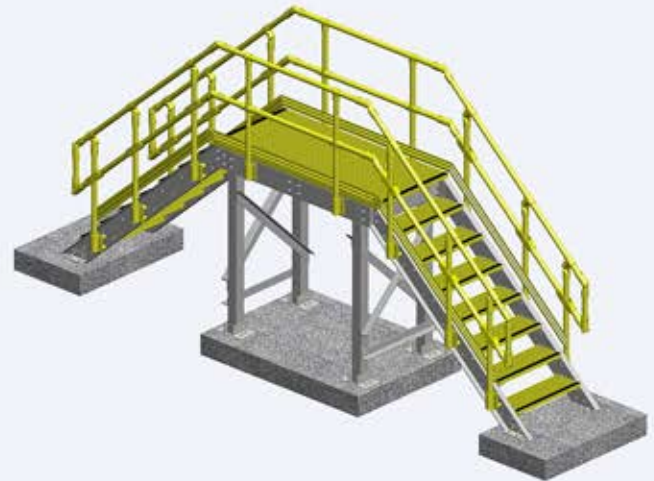
StairCare-frp Product Applications For Railway Environments

StairCare-frp is the registered trade name for our FRP products and fabrication service.

FRP Stair Crossovers

Pre-Engineered composite crossover platforms by **StairCare-frp** Access Systems division have been developed as a cost-effective, standard solution to meet customer's special requirements that would normally necessitate custom applications. Staircare-Crossover Fiberglass Reinforced Plastic (FRP) Access Systems are safe, corrosion resistant, virtually mainte-

Access Structure is a 2-rail system with a kickplate fabricated from high strength pultruded structural shapes with UV inhibitors manufactured into the resin and synthetic surfacing veils that allow a resin-rich surface. Standard systems are produced in safety yellow, with other colors available upon request. Crossovers are available prefabricated and factory assembled or can be shipped in components for easy on-site field fabrication. A factory applied UV coating is recommended when Systems are utilized outdoors.



Why Use FRPStair Crossovers?



Corrosion Resistant

FRP products are known for their ability to provide corrosion resistance in the harshest environments and chemical exposure. Our products are built to last and not rust or rot..



Slip Resistant

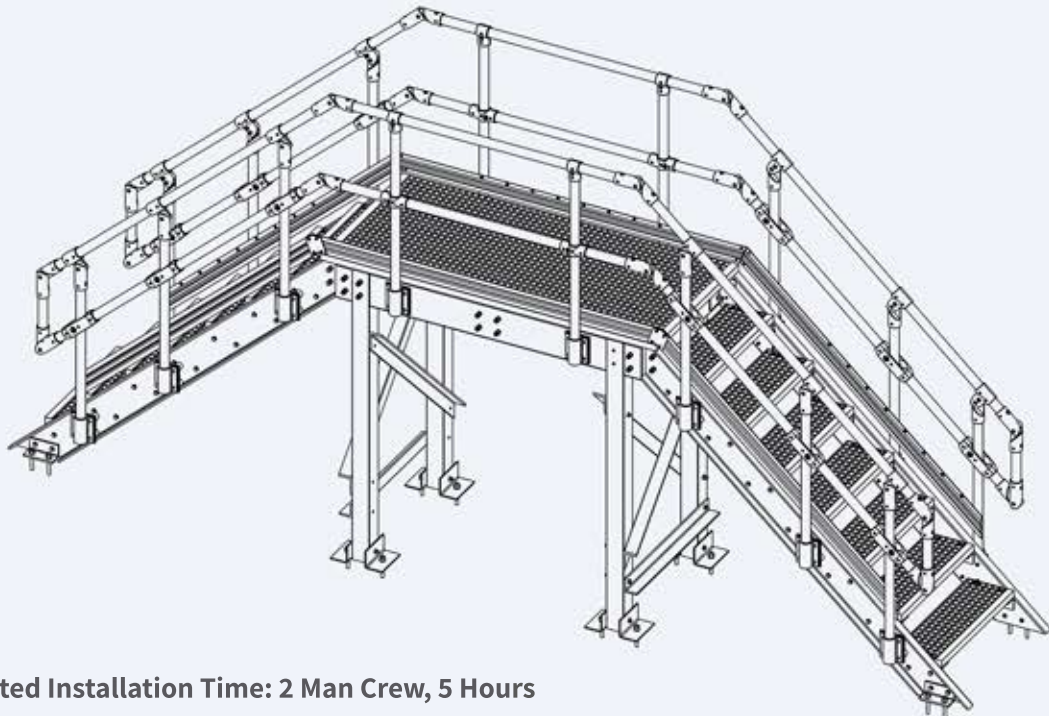
Fiber lattice surfaces and The stairs provide excellent slip resistance Most environments, including oily or moist environments. This improves worker safety and reduces slips and falls.



Easy Installation

FRP stair crossover are light-weight and easy to install. FRP products eliminate the need for heavy lifting equipment, making it convenient and saving cost.

ASSEMBLY INSTRUCTIONS



Estimated Installation Time: 2 Man Crew, 5 Hours

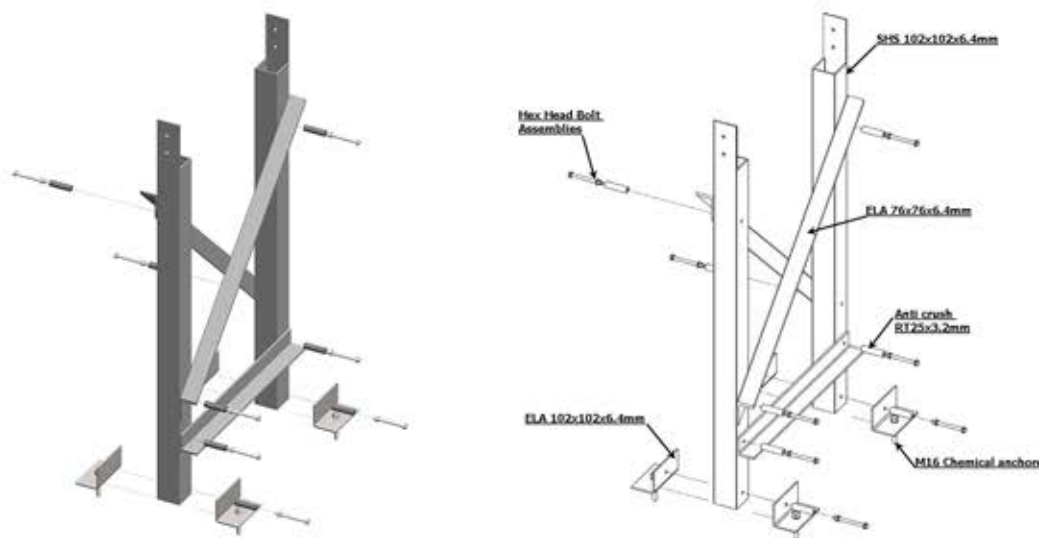
ITEM DESCRIPTION	STEP
Support Legs	STEP 1
Stair Assemblies with handrail	STEP 2
Platform Assemblies	STEP 3

STEP 1

Cutting Slide Square Hollow Sections (SHS) to the desired size and joint them with Equal Legs Angle (ELA), Stair tread assemblies inside of C-Channels on Platform Assembly and line up the holes. We use slide brackets to support the handrail and use different fixings FRP for assembling the handrai uses a round tube (anti-crush) to avoid crushing SHS. we use M12 hex head bolt for assembly (M12 bolt, 2 each flat washers, and M12 nut) in the holes. Prior to use, the support legs must be anchored to the supporting surface to prevent tipping, chemical anchor holes are M16 and located at the bottom of each leg.

(see image below)

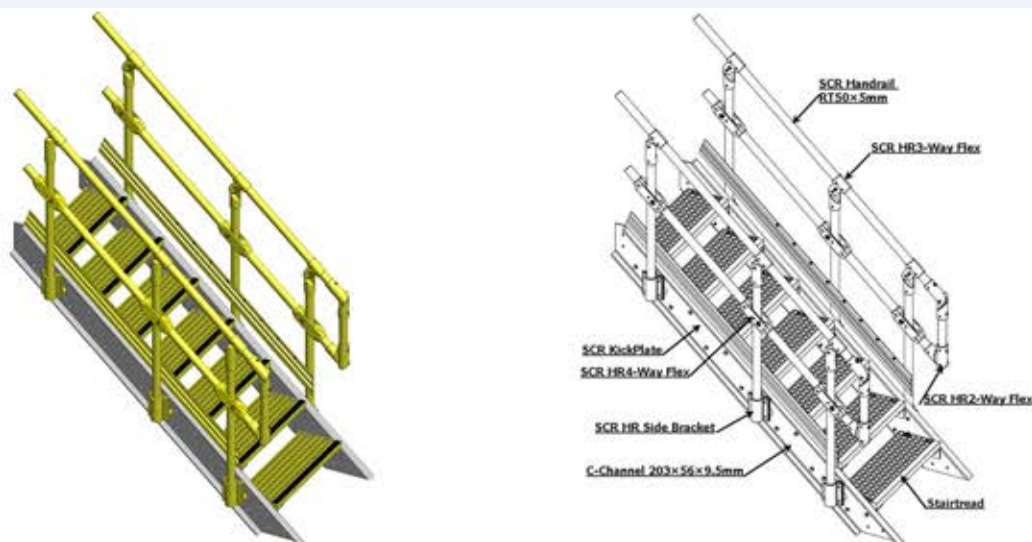
The illustration shown in these instructions may vary from the crossover you are assembling.



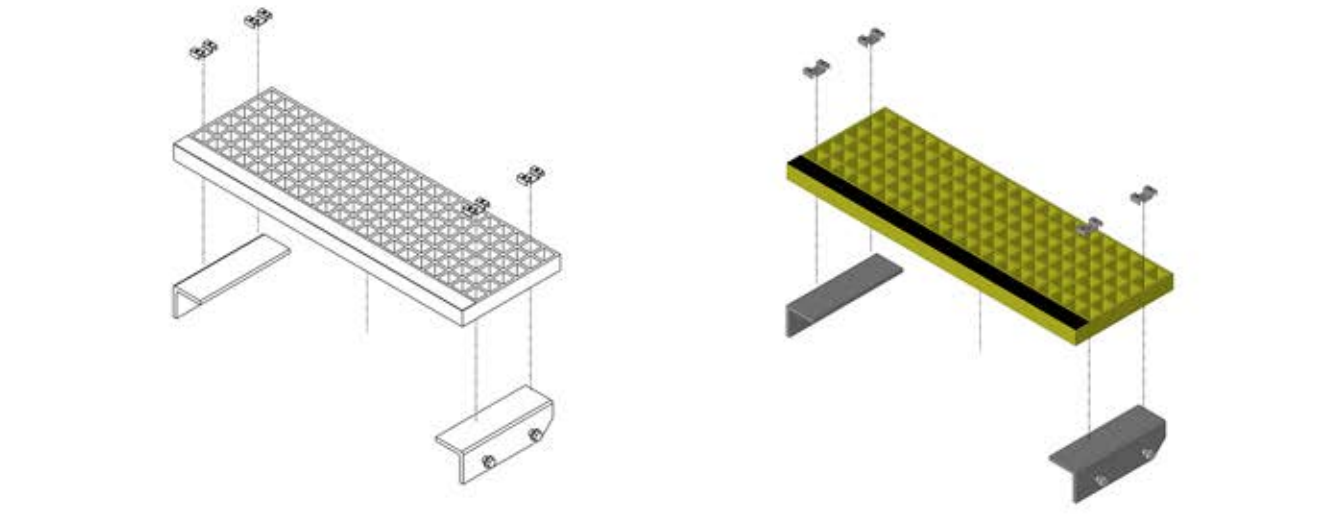
STEP 2

StairCare-frp use C-Channels for structure stair, we use slide brackets to support the handrail and different fixings FRP for assembling.

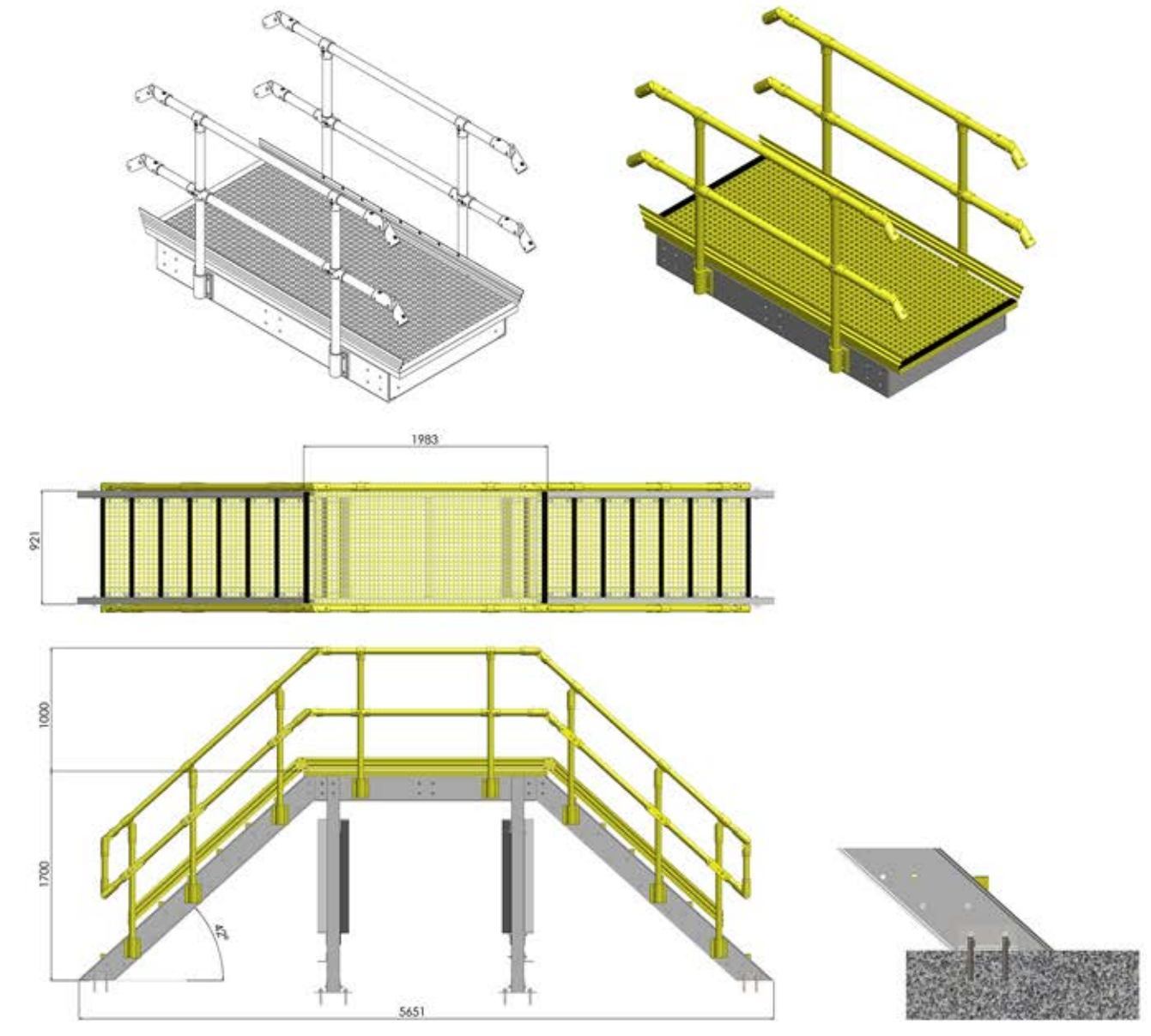
Staircarespre-engineered crossovers are constructed utilizing fibreglass reinforced plastic (FRP) structural profiles, FRP grating and stair treads, typically with an optional anti-slip surface which provides superior slip resistance in most environments, including oily or wet conditions. Staircare structural components and round handrails create a durable and safe crossover. The standard colours for the system are Light Grey for the structural frame, Industrial Yellow or Green for the grating and treads, and Safety Yellow for the handrais.



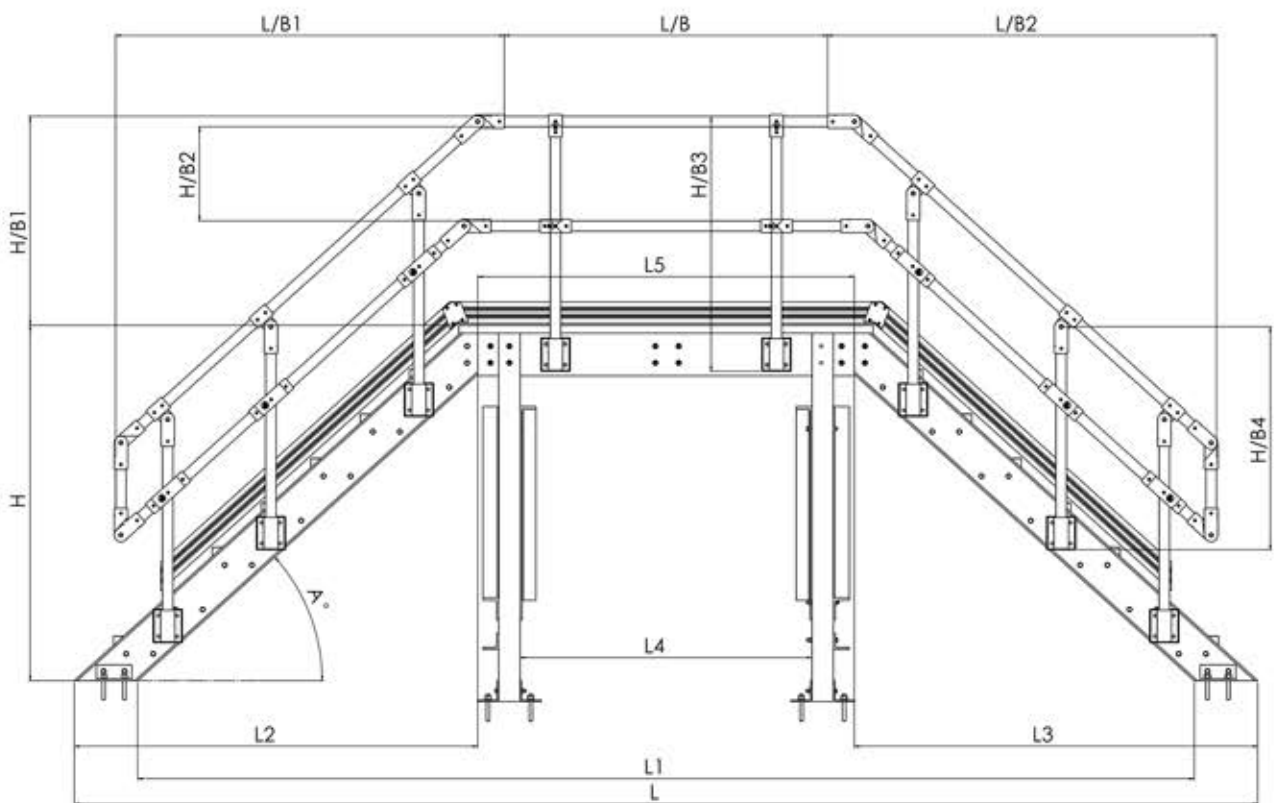
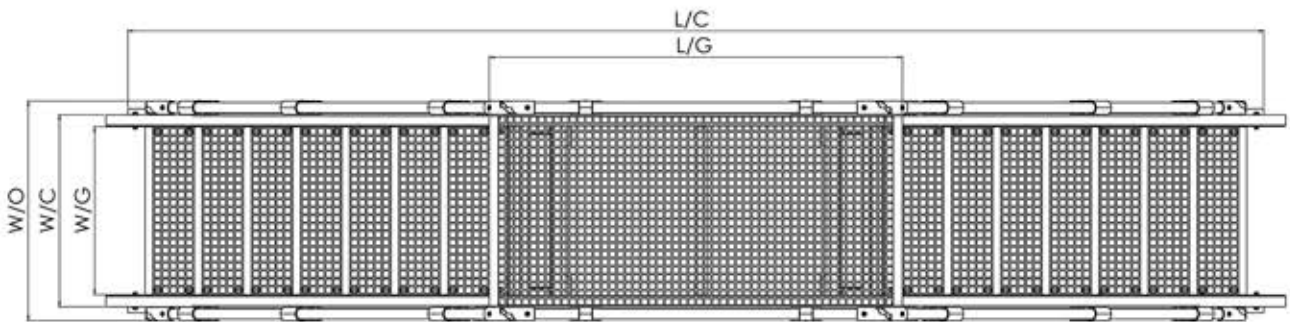
STEP 2



STEP 3



STEP 3



FRP Composites Fabrication Service, Profile and Grating Sales



StairCare-frp

+61 (2) 9939 3838

62 Railway Crescent, Lisarow, NSW 2250 0447 897 518

www.staircare-frp.com.au

info@staircare-frp.com.au