

## Staircare FRP Product Applications For a Variety of Environments

Staircare SCR<sup>TM</sup> is the registered trade name for our FRP products and fabrication service.

### FRP Stair Crossovers

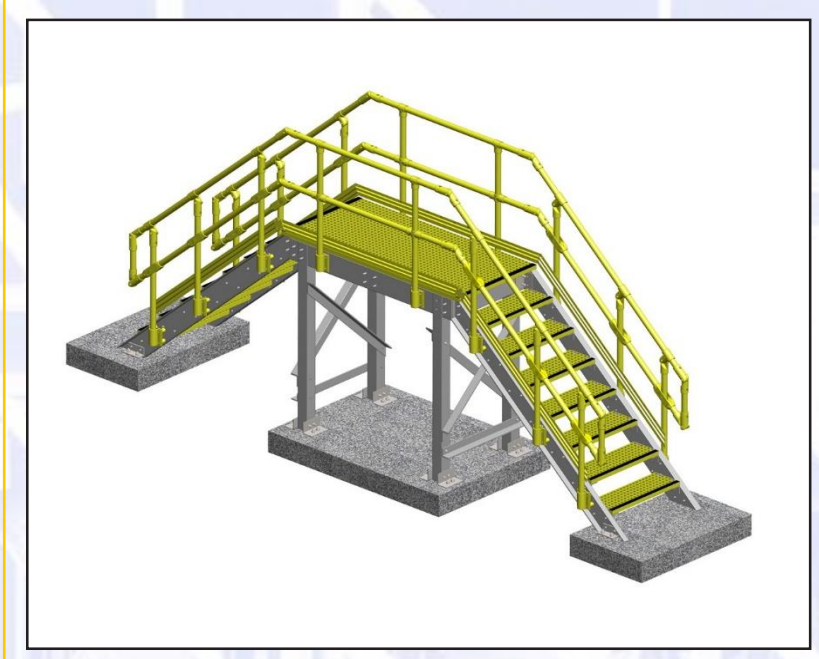
Pre-Engineered stair crossover platforms by Staircare Access Systems division were developed as a cost-effective, standard solution to meet customer's special requirements that would normally necessitate custom solution.

Staircare Handrail Fiberglass Reinforced Plastic (FRP) Handrail Systems are safe, corrosion resistant, virtually maintenance-free, and easy to install.

Our standard industrial handrail is a 2-rail system with kick plate fabricated from high strength pultruded structural shapes with UV inhibitors manufactured into the resin and synthetic surfacing veils that allow a resin-rich surface.

Standard systems are produced in safety yellow, with other colors available upon request.

Handrails are available prefabricated and factory assembled or can be shipped in components for easy on-site field fabrication. A factory applied UV coating is recommended when handrails will be utilized outdoors.



## Why Use FRP Stair Crossovers?



### Corrosion Resistant

FRP products are known for their ability to provide corrosion resistance in the harshest environments and chemical exposure. Our products are built to last and do not rust or rot.



### Slip Resistant

Fiber-grating surfaces and stairs provided excellent slip resistance for most environments. This improves worker safety and reduces slips and falls.



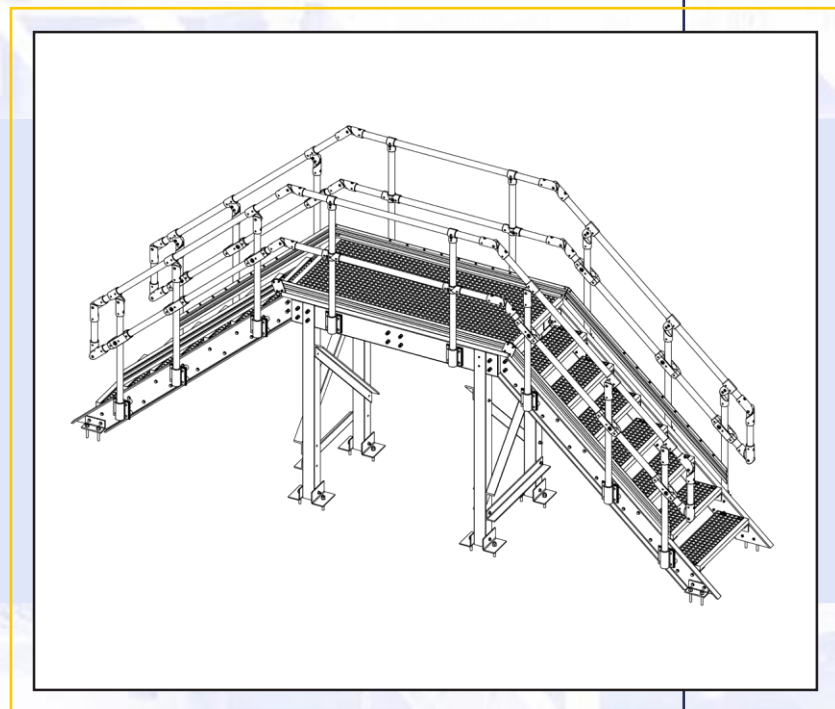
### Easy Installation

FRP stair crossovers are light weight and easy to install. FRP products eliminated the need for heavy lifting equipment or hot work permits making it convenient and cost saving.

## ASSEMBLY INSTRUCTIONS

**Estimated Installation Time: 2 Man Crew, 5 Hours**

ITEM DESCRIPTION	STEP
Support Legs	STEP 1
Stair Assemblies with handrail	STEP 2
Platform Assemblies	STEP 3



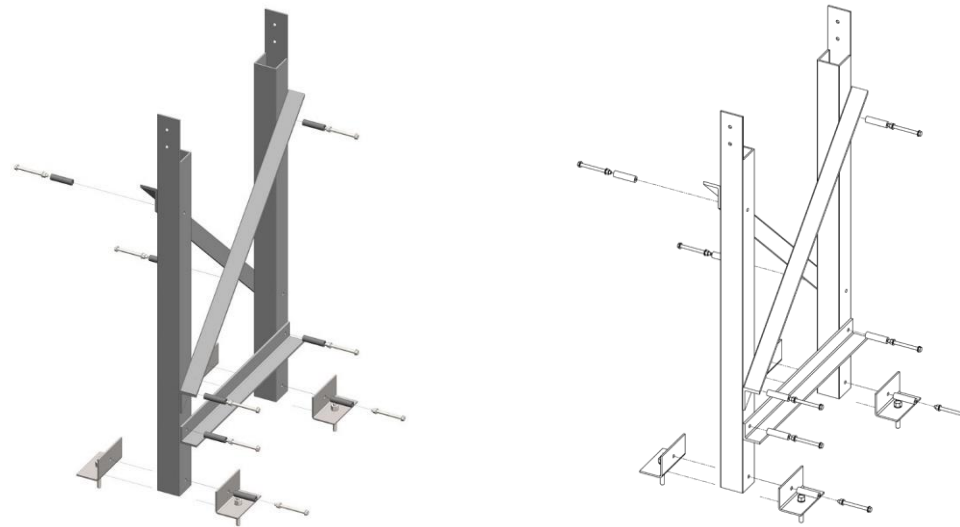
## STEP

# 1

Cutting FRP Square Hollow Sections (SHS) to the desired size and join them with Equal Leg Angle (ELA), Stair tread assemblies inside of C-Channels on Platform Assembly and line up the holes. We use slide brackets to support the handrail and use different FRP fixings for assembling the handrail using a round tube (anti-crush) to avoid crushing SHS. We use M12 hex head bolts for assembly (M12 bolt, 2 each flat washers, and M12 nut). Prior to use, the support legs must be anchored to the supporting surface to prevent tipping, chemical anchor holes are M16 and located at the bottom of each leg.

(see image below)

The illustration shown in these instructions may vary from the crossover you are assembling.

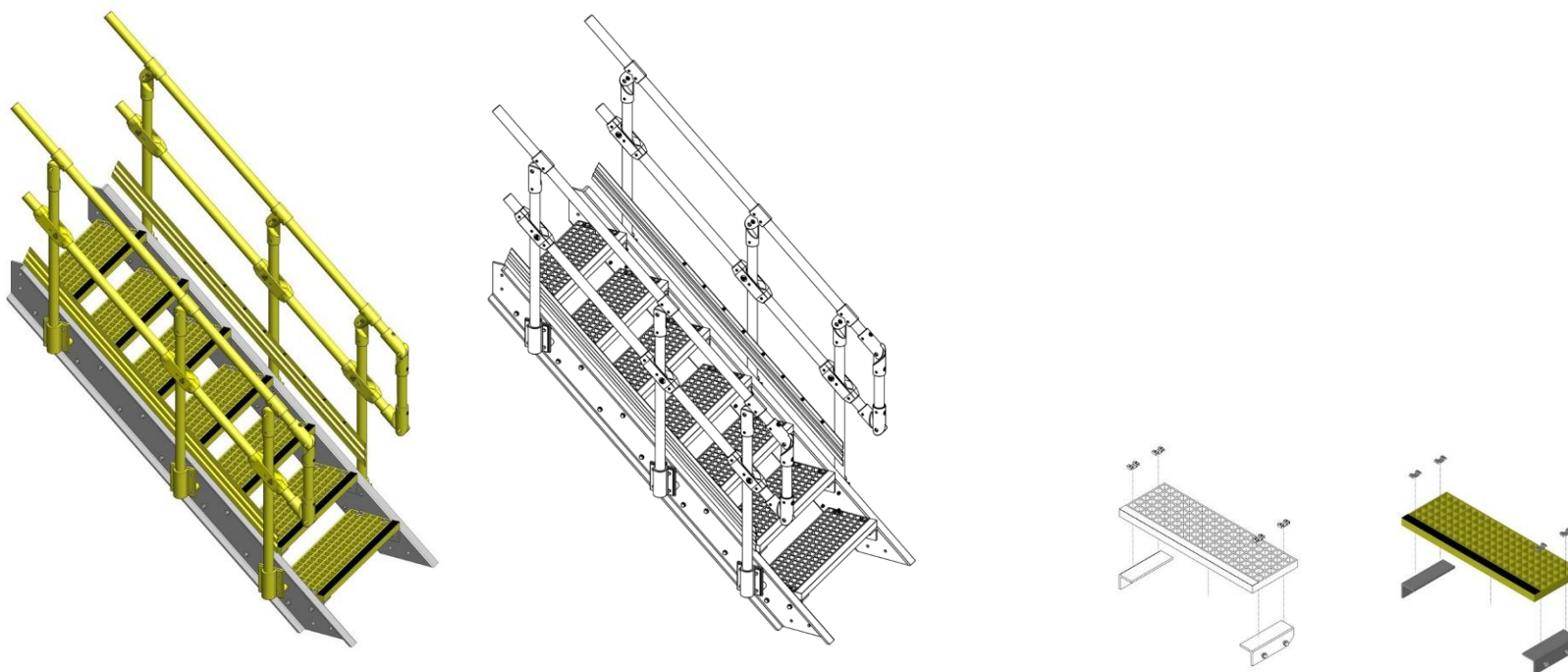


## STEP

# 2

Staircare use C-Channels for structure stair, we use slide brackets to support the handrail and different FRP fixings for assembling.

Staircare' pre-engineered crossovers are constructed utilizing fiberglass reinforced plastic (FRP) structural profiles, FRP grating and stair treads, typically with an optional anti-slip surface which provides superior slip resistance in most environments, including oily or wet conditions. Staircare structural components and round handrails create a durable and safe crossover. The standard colours for the system are Light Grey for the structural frame, Industrial Yellow or Green for the grating and treads, and Safety Yellow for the handrails.



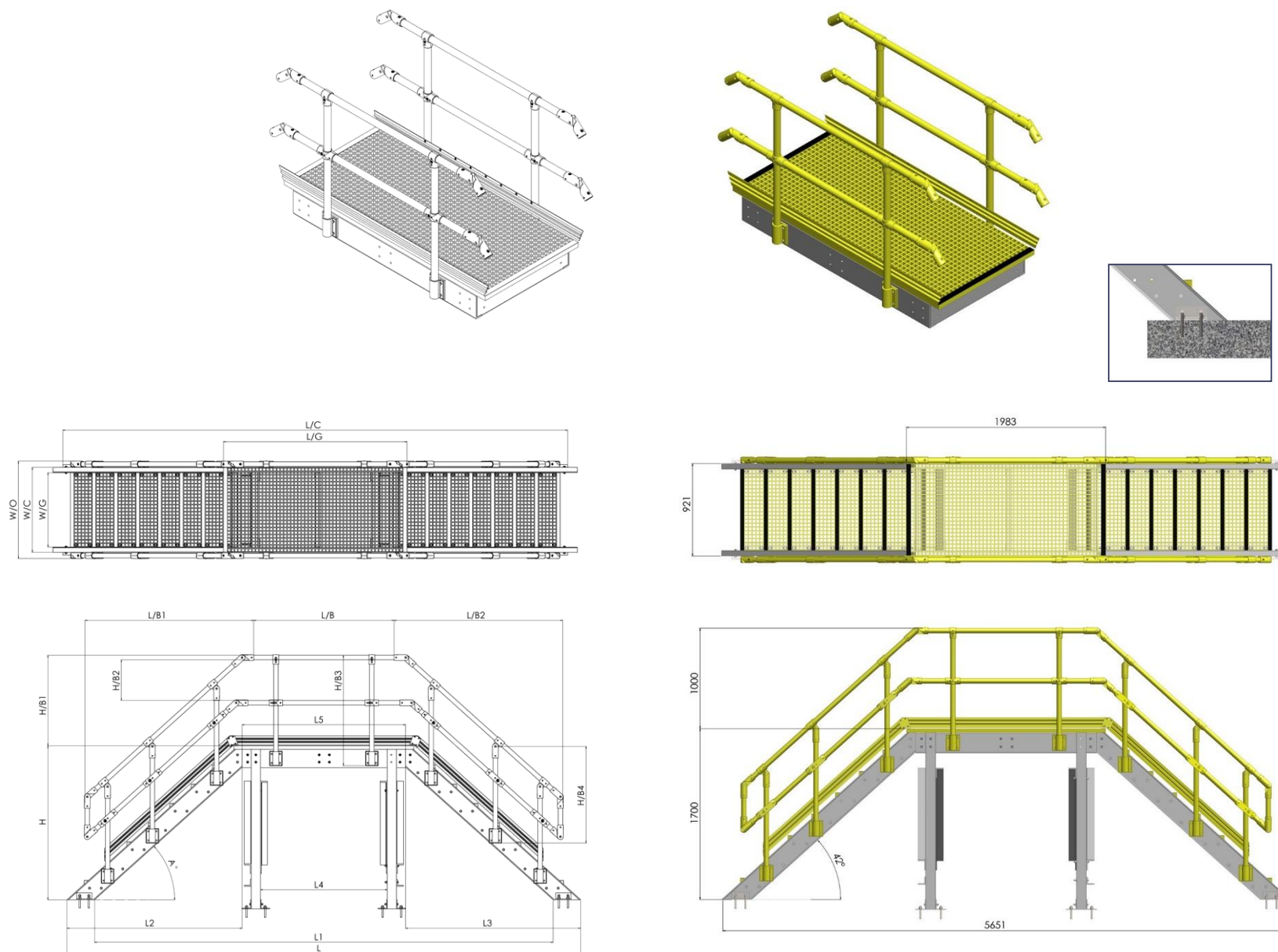
# STEP

# 3

Cutting FRP Square Hollow Sections (SHS) to the desired size and join them with Equal Leg Angle (ELA), Stair tread assemblies inside of C-Channels on Platform Assembly and line up the holes. We use slide brackets to support the handrail and use different FRP fixings for assembling the handrail using a round tube (anti-crush) to avoid crushing SHS. We use M12 hex head bolts for assembly (M12 bolt, 2 each flat washers, and M12 nut). Prior to use, the support legs must be anchored to the supporting surface to prevent tipping, chemical anchor holes are M16 and located at the bottom of each leg.

(see image below)

The illustration shown in these instructions may vary from the crossover you are assembling



Staircare Australia Pty Ltd  
 Unit 2 / 84 Old Pittwater Road, Brookvale NSW 2100. Australia.  
 Ph: + 61 2 99393838, website: [www.staircare-frp.com.au](http://www.staircare-frp.com.au), email: [info@staircare.com.au](mailto:info@staircare.com.au)