
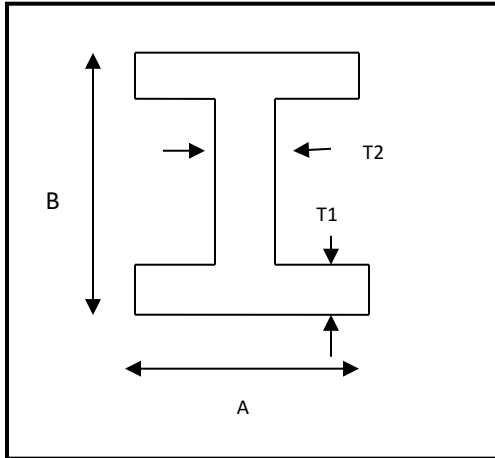


SC-R™ I-BEAM



Type	Dimensions (mm) A X B X T1X T2	WEIGHT (Kg/m)
SC-R /IB25	15 x 25 4.0 x 6.4	0.40
SC-R /IB32	15 x 32 4.0 x 6.4	0.44
SC-R /IB38	38 x 76 x 6.4 x 6.4	1.69
SC-R /IB50	50 x 102 x 8.0 x 8.0	3.00
SC-R /IB76	76 x 152 x 9.5 x 9.5	5.32
SC-R /IB102	102 x 203 x 12.7 x 12.7	9.50
SC-R /IB127	127 x 254 x 9.5 x 9.5	9.00
SC-R /IB152	152 x 305 x 12.7 x 12.7	14.30

Staircare Australia Pty Ltd


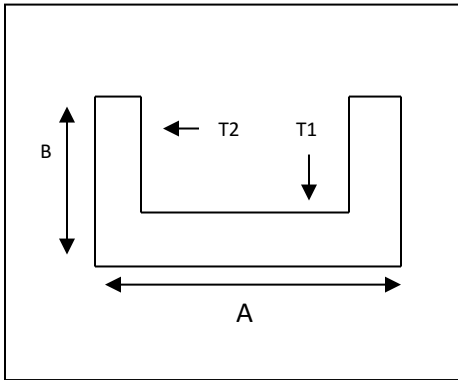
2/84 Old Pittwater Road, Brookvale NSW 2100, Australia

Telephone: +61 (2) 9939 3838 Fax: +61 (2) 9939 4497

Website: www.staircare.com.au Email:- info@staircare.com.au



SC-R™ CHANNEL



Type	Dimensions (mm) A X B X T1X T2	WEIGHT (Kg/m)
SC-R C 102C	102 x 29 x 6.4 x 6.4	1.78
SC-R C 120	120 x 50 x 5.0 x 5.0	2.00
SC-R C 150	150 x 41 X 8.0 x 8.0	3.28
SC-R C 152D	152 x 42 x 9.5 x 9.5	3.95
SC-R C 203B	203 x 56 x 9.5 x 9.5	5.34
SC-R C 210B	210 x 80 x 5.0 x 5.0	3.42
SC-R C 254	254 x 70 x 12.7 x 12.7	8.90
SC-R C 292	292 x 70 x 12.7 x 12.7	9.60

Staircare Australia Pty Ltd

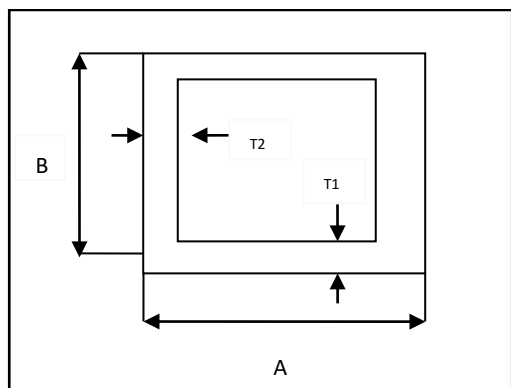
2/84 Old Pittwater Road, Brookvale NSW 2100, Australia

Telephone: +61 (2) 9939 3838 Fax: +61 (2) 9939 4497

Website: www.staircare.com.au Email:- info@staircare.com.au



SC-R™ SQUARE TUBE



Type	Dimensions (mm) A X B X T1X T2	WEIGHT (Kg/m)
SC-R /ST25B	25 X 25 X 3.2 X 3.2	0.53
SC-R /ST32	32 X 32 X 6.4 X 6.4	1.24
SC-R /ST38B	38 X 38 X 5.0 X 5.0	1.25
SC-R /ST38C	25 X 25 X 6.4 X 6.4	1.54
SC-R /ST44A	44 X 44 X 3.2 X 3.2	1.01
SC-R /ST44B	44 X 44 X 6.4 X 6.4	1.83
SC-R /ST50A	50 X 50 X 3.2 X 3.2	1.14
SC-R /ST50D	50 X 50 X 5.0 X 5.0	1.74
SC-R /ST64A	64 X 64 X 3.2 X 3.2	1.48
SC-R /ST64C	64 X 64 X 6.4 X 6.4	2.80
SC-R /ST76A	76 X 76 X 3.2 X 3.2	1.77
SC-R /ST76C	76 X 76 X 6.4 X 6.4	3.39
SC-R /ST101A	101 X 101 X 3.2 X 3.2	2.38
SC-R /ST101C	101 X 101 X 6.4 X 6.4	4.61
SC-R /ST152A	152 X 152 X 6.4 X 6.4	7.10
SC-R /ST152B	152 X 152 X 9.5 X 9.5	10.4
SC-R /ST152C	152 X 152 X 12.7 X 12.7	13.5


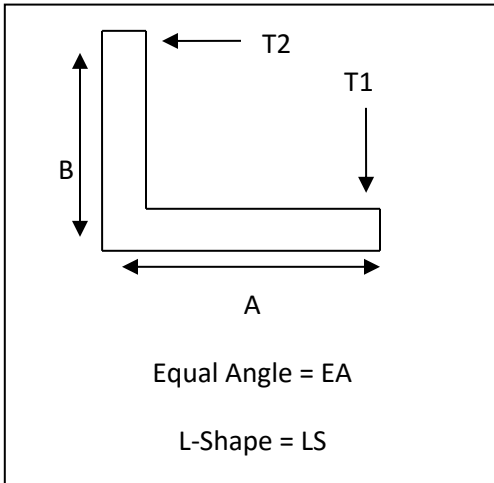
Staircare Australia Pty Ltd

2/84 Old Pittwater Road, Brookvale NSW 2100, Australia

Telephone: +61 (2) 9939 3838 Fax: +61 (2) 9939 4497

Website: www.staircare.com.au Email:- info@staircare.com.au

SC-R™ ANGLE



TYPE	DIMENSIONS A X B X T1 X T2	WEIGHT (Kg/M)
EQUAL ANGLES		
SC-R EA32	32 x 32 x 4.0 x 4.0	0.42
SC-R EA38B	38 x 38 x 6.4 x 6.4	0.85
SC-R EA50B	50 x 50 x 6.4 x 6.4	1.14
SC-R EA76C	76 x 76 x 6.4 x 6.4	1.77
SC-R EA76D	76 x 76 x 9.5 x 9.5	2.57
SC-R EA76E	76 x 76 x 12.7 x 12.7	3.40
SC-R EA101A	101 x 101 x 6.4 x 6.4	2.50
SC-R EA101C	101 x 101 x 9.5 x 9.5	3.48
SC-R EA101D	101 x 101 x 12.7 x 12.7	4.57
SC-R EA152B	152 x 152 x 9.5 x 9.5	5.42
SC-R EA152C	152 x 152 x 12.7 x 12.7	7.01
L – SHAPE ANGLES		
SC-R LS40	40 x 22 x 4.0 x 4.0	0.44
SC-R LS100	100 x 50 x 6.0 x 6.0	1.65
SC-R LS145	145 x 76 x 10 x 10	3.85
SC-R LS170	170 x 76 x 9.9 x 9.5	4.40
SC-R LS180	180 x 80 x 8.0 x 8.0	3.89

Staircare Australia Pty Ltd

2/84 Old Pittwater Road, Brookvale NSW 2100, Australia

Telephone: +61 (2) 9939 3838 Fax: +61 (2) 9939 4497

Website: www.staircare.com.au Email: info@staircare.com.au